



Product Information

EnDat Demotool Software

EnDat Demotool Software

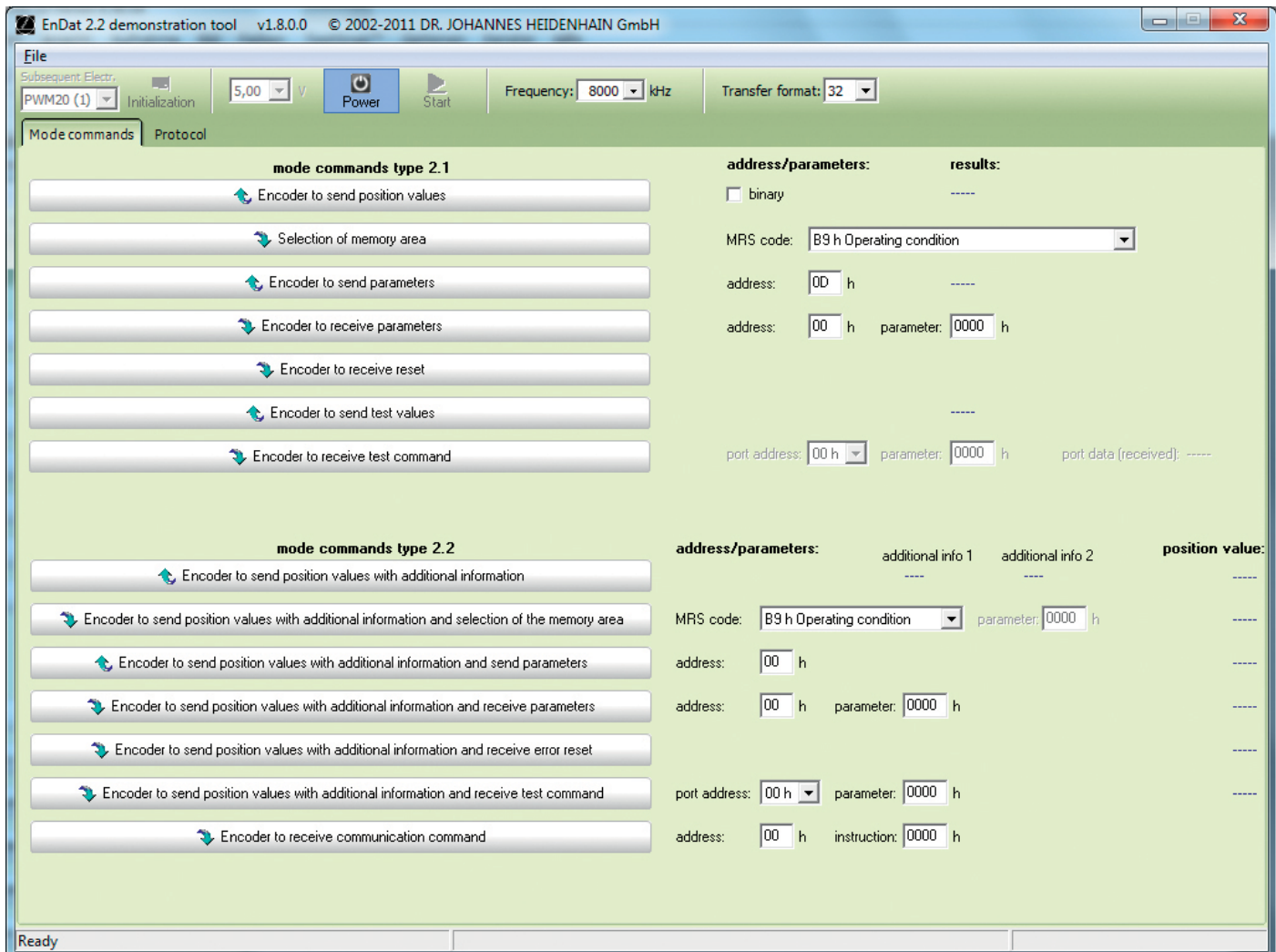
The EnDat Demotool software is designed to support the integration process of an EnDat master in the higher-level electronics. This software makes it possible to communicate with a EnDat HEIDENHAIN encoder on the basis of mode commands.

Processes (e.g. resetting alarms and warnings, selecting additional data, OEM memory access, parameter read out) are documented in the EnDat Application Notes. In a first step, you can test the communication with mode commands outside of the control loop and use the software as a reference in the course of integrating the EnDat master in the control loop.

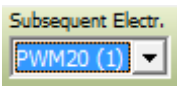

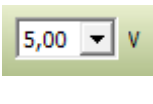


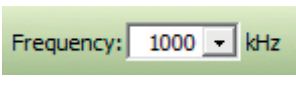
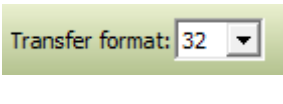
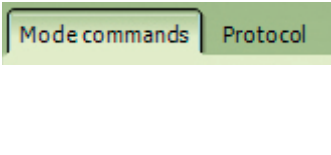
Possibilities

- Display of the returned values of the encoder (position and additional data)
- Entry of the parameters to be transmitted to the encoder for each mode command
- Display of communication error conditions
- Adjustment of the transmission frequency
- Communication is recorded on a log page for analysis later.
- Support of EnDat 2.1 and EnDat 2.2 mode commands

The user interface language is English. The PWM 20 hardware is required (the IK 215 can be used, but is not recommended).



Controls and Displays

	Selection of the hardware	The EnDat Demotool software can manage multiple PWM 20s or IK 215s. After switching-on, you select the PWM 20 or the IK 215 for communication with the encoder.
	Initialization of the hardware	Choose this button to initialize the selected hardware.
	Power supply	Selection of the power supply for the encoder. Default: 5.0 V
	Switch-on	Only the power supply is provided to the encoder. There is no EnDat communication with the encoder. The value for "transfer format" must be set manually.
	Switch-on and starting	The power supply is provided to the encoder and important EnDat parameters are read out of the encoder. The transferred parameters are displayed under "Protocol" and the "transfer format" is set to the required value.
	Clock frequency	The EnDat clock frequency can be set. The PWM 20 supports up to 16 MHz EnDat clock frequency, the IK 215 up to 8 MHz. Default: 1 MHz
	Transmission format	Number of clock pulses for the transfer of the position value. This value is saved in the encoder as a parameter (EnDat 2.1 parameter, word 13).
	Switch the display	The user interface shows the "mode commands" for communication with the encoder. After switch-on, the "protocol" shows important parameters of the hardware or the connected encoder. In addition, each mode command transmitted by the user is logged.

HEIDENHAIN

DR. JOHANNES HEIDENHAIN GmbH

Dr.-Johannes-Heidenhain-Straße 5

83301 Traunreut, Germany

☎ +49 8669 31-0

☎ +49 8669 5061

E-mail: info@heidenhain.de

www.heidenhain.de